



WINDOW TECHNOLOGY
DOOR TECHNOLOGY
AUTOMATIC ENTRANCE SYSTEMS
BUILDING MANAGEMENT SYSTEMS



AUTOMATIC ENTRANCE SYSTEMS

DTN 40

Swing-door drive for interior doors

Securing technology for you





Securing technology for you

Copyright notice

© All illustrations and texts in this publication are protected by copyright. Unless otherwise stated on the image, the rights belong to GU Automatic GmbH or the Gretsch-Unitas group.

Any use of copyright protected materials without the consent of the holder of the rights is prohibited.

Image credits

Page 5: Icons (apart from "Smart Home"): Designed by Smashicons from Flaticon

Publisher

GU Automatic GmbH
Karl-Schiller-Str. 12
33397 Rietberg
Germany

www.gu-automatic.de/en/

Those who wish to turn architectural visions into reality require the right technical solutions. Architects & planners therefore rely on the Gretsch-Unitas group: as an international market leader in window and door technology, and also automatic entrance and building management systems, we are the competent partner for forward-looking architecture and highly modern technical systems – from simple through to complex. Our expertise is founded in the 100-year old tradition of our family-owned company, which has always stood for innovation, progress and cost-effectiveness.

In keeping with our guiding principle "Securing technology for you", we support our customers from planning through to implementation of automatic entry door system solutions, whether new build, refurbishment or retrofitting projects. Depending on the requirements, the most appropriate system can be selected from a multitude of technical and creative possibilities. GU Automatic GmbH is your committed, competent and reliable partner in this regard.

Accessibility and comfort

The DTN 40 swing-door drive

REFRAL



Thanks to the DTN 40 swing-door drive by GU Automatic, what would otherwise be everyday barriers are no longer obstructions. The DTN 40 was specially developed for use on interior doors in new build or retrofitting projects:

- **Barrier-free living:**
doors within apartments
- **Ergonomic workstations:**
doors in office and business areas
- **Hygiene:** doors in practices, clinics or care facilities



Strength lies in calmness

The design of the compact housing of the DTN 40 is consciously low-key. In keeping with this, the drive operates more or less noise free.



Elegant power transmission

The roller track with lever arm fits inconspicuously into the overall picture.



Comfort down to the last detail

You can also operate the drive without a complex electrical installation.



Quality made in Germany

All GU Automatic products are developed and produced in Germany subject to strict quality controls.

Functions / Programs	Explanation	Hold-open time	Manual	Close door	Semi-automatic	Automatic	Pulse sequence
Off	No power	-	■	-	-	-	-
Manual	Manual operation	-	■	□	-	□	□
Semi-Automatic Operation	See page 5	2-60 s	-	□	■	□	□
Automatic Operation	See page 5	2-180 s	□	□	□	■	□
Pulsed Operation	See page 5	-	□	□	□	□	■

■: Standard, □: Option, -: Not possible

Positions of the door leaf



Closed
The door can be opened automatically and also at any time by hand.



Partial opening
With appropriate programming, the door can also only be partially opened when the pulse is transmitted.



Full opening
Once opened automatically, the door remains open for a defined period. Permanent opening can be effected when the corresponding pulse is transmitted.

Functions and programs



Automatic operation

As soon as you send a signal via a push-button, hand-held transmitter or another connected impulse transmitter, the door opens automatically. Once the defined hold-open time has elapsed (between a minimum of 2 and a maximum of 180 seconds), the door closes automatically.



Pulsed operation

You can send a pulse to the drive via a push-button, hand-held transmitter or another connected impulse transmitter. The door opens automatically and remains open until you send a pulse to the drive to close the door.



Semi-automatic operation

This program functions without any additional impulse transmitter whatsoever. To signal to the drive that you wish to open the door, all you need to do is open it slightly by hand. The door then opens automatically and remains open. To close the door, all you need to do is close the door leaf slightly by hand - the drive then does the rest.



Door closer operation

With this program, the drive is initially in the idle state. If you opened the door by hand, the drive closes the door for you after a defined time period of between 2 and 60 seconds.

Combining programs

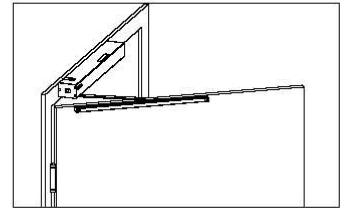
All programs can be adapted individually to your requirements. This allows you to flexibly combine various characteristics of the programs described above to create a program fully tailored to your individual requirements.

For an overview of other ways to automate doors, information material on the DTN 40 and contact options, visit our website: www.gu-automatic.de/en/

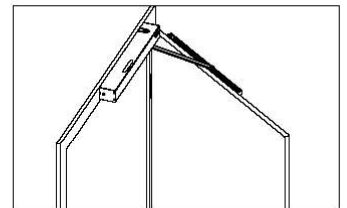
Universal application

The drive is mounted on the hinge-side of the door. In this case it does not matter which side the door hinges are on:

Installation method DIN left:



Installation method DIN right:



Smart Home

The system can be combined with Smart Home systems and receive pulses from the systems.



Radio remote control

As an option, the drive can be controlled via the radio remote control.

Swing door drive DTN 40

Technical data and order information

REFRAL

Electromechanical swing door drive for 1-leaf, left or right-hinged interior doors made of timber or steel.

Housing, slide rail and scissor-action arm in traffic white (RAL 9016) powder coated or silver anodised E6/EV1. Lighting integrated into drive case. Prepared for the connection of various impulse transmitters via potential-free contact. Delivered with integral plug (Euro/"Schuko" plug) with 3m connecting cable in white.

Technical data	
Dimensions (W x H x D)	60 x 560 x 78 mm
Weight	2.9 kg
Power consumption	max. 0.15 W
Standby	approx. 1 W
Opening angle	max. 115°
Tested lifetime	200,000 cycles / 600 per day
Door widths	610 to 1,100 mm
Door height	up to 2,250 mm
Door leaf weight	up to 125 kg (with max. 860 mm door leaf width)
	up to 100 kg (with max. 985 mm door leaf width)
	up to 80 kg (with max. 1,100 mm door leaf width)

Order information	Colour	Reference
Swing door drive DTN 40	white (RAL 9016)	A-9003750
Swing-door drive DTN 40 incl. axle extension 45 mm	white (RAL 9016)	A-9003760
Swing door drive DTN 40	silver (E6/EV1)	A-9003770
Swing-door drive DTN 40 incl. axle extension 45 mm	silver (E6/EV1)	A-9003780
Radio remote control HSE2 2-channel		A-7166270

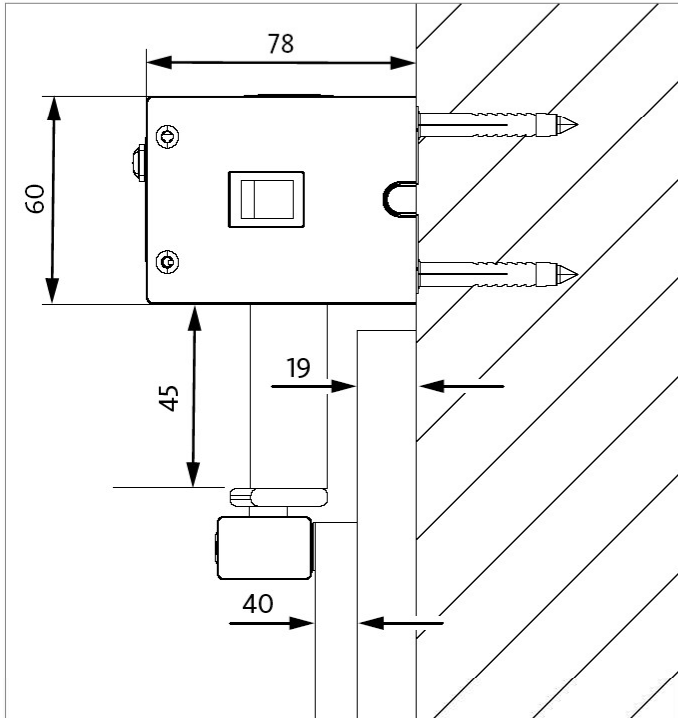


Illustration: installation with 45 mm axle extension
Basic principle: maximum 40 mm door overlap!

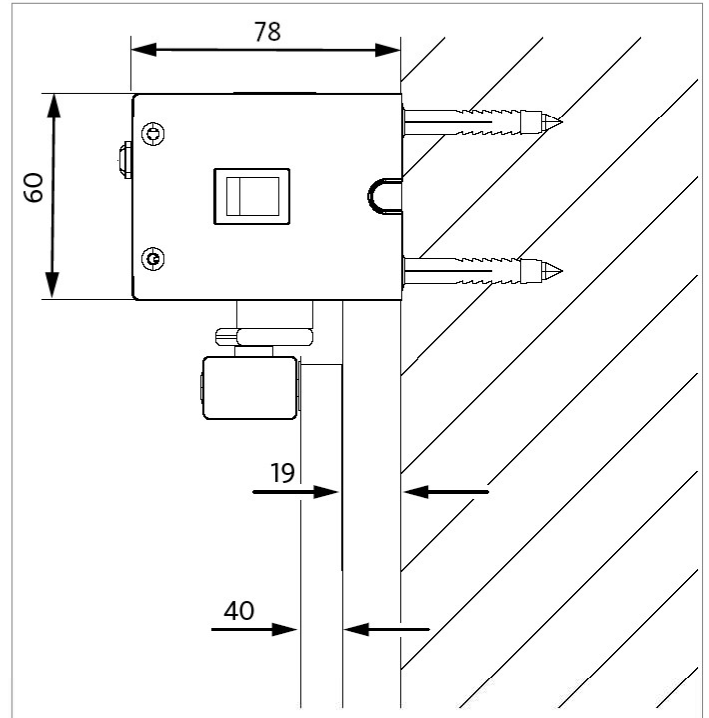


Illustration: installation without axle extension



REFRAL

Membro do Grupo **GU**

Sede (Zona do Porto)

Rua Manuel de Assunção Falcão, 135
Lugar de Ferreiro – Lote 8 – Apartado 2134
4471-908 Castelo da Maia

geral@refral.pt

T. 229 867 340

F. 229 870 001

www.refral.pt

Filial Sul (Zona de Lisboa)

Rua Carlos Saraiva, 117
Abóboda
2785 – 543 São Domingos de Rana

sul@refral.pt

T. 219 343 599

F. 219 310 014

Tecnologia ao serviço do cliente

